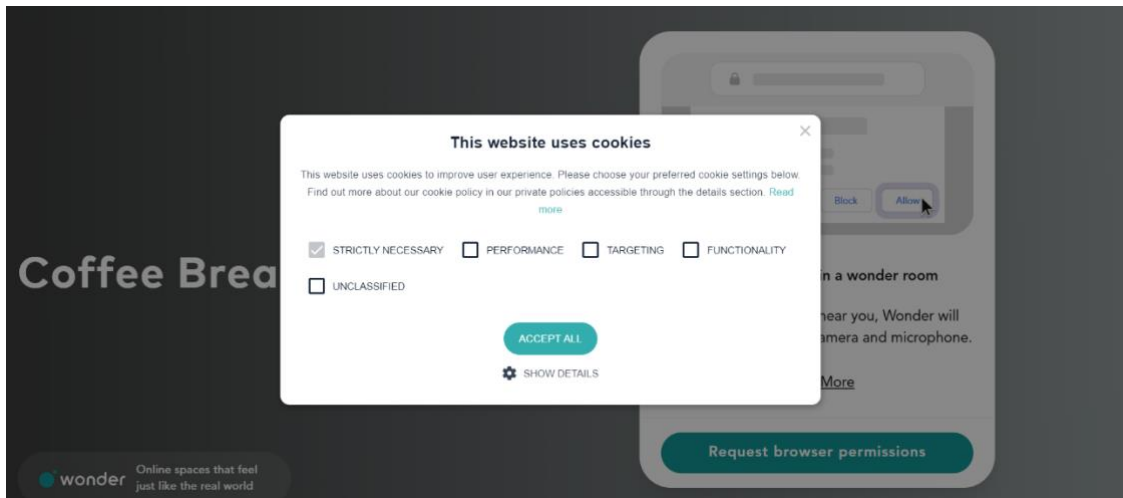


Wonder me

The coffee breaks will be based on the app Wonder. During event you will be given the link to access.

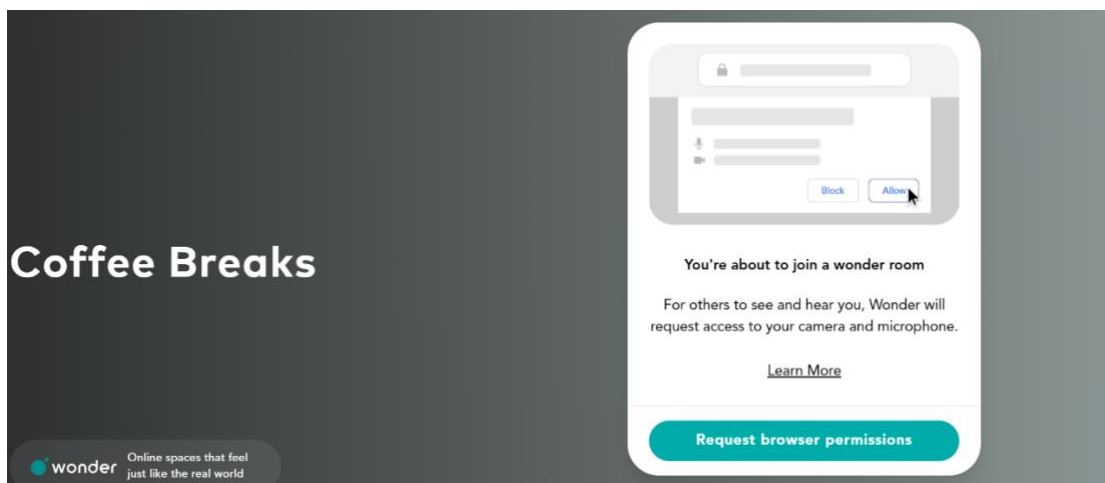
Wonder does **not currently function on tablets or mobile devices, and it works only on Google Chrome or Microsoft Edge.**

If you have never used Wonder, as you click the link, you will see this page:

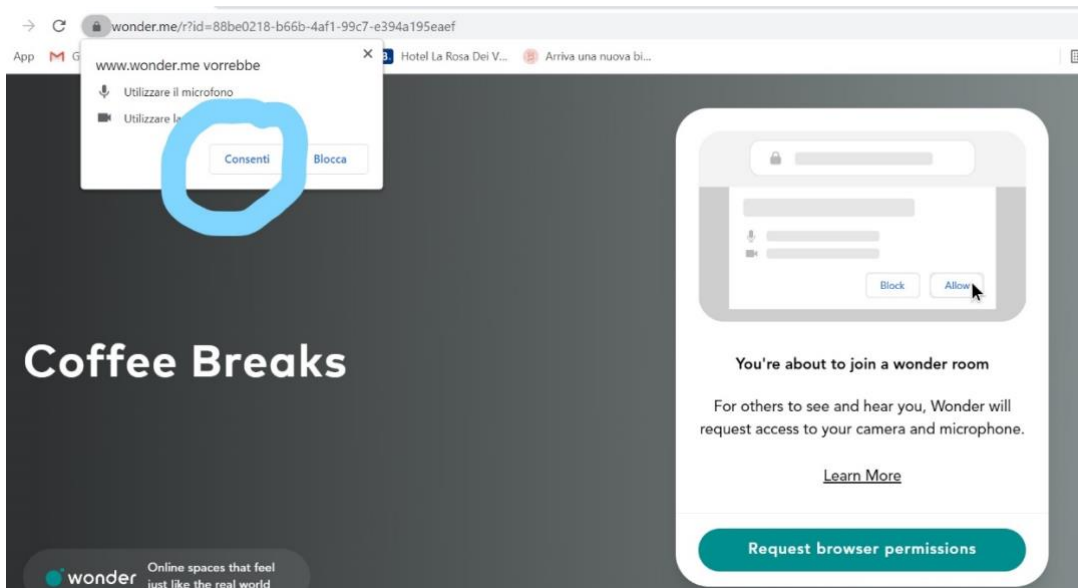


Please accept all

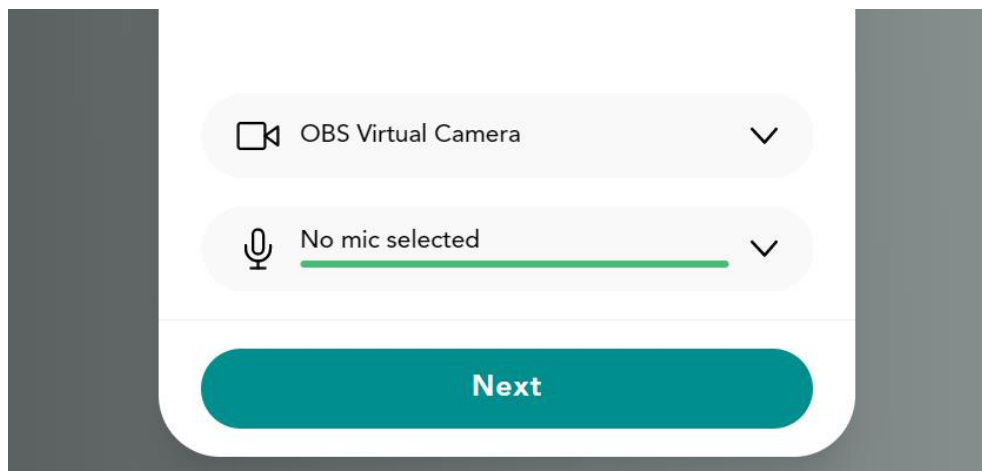
Click on request browser permissions:



Click on allow:

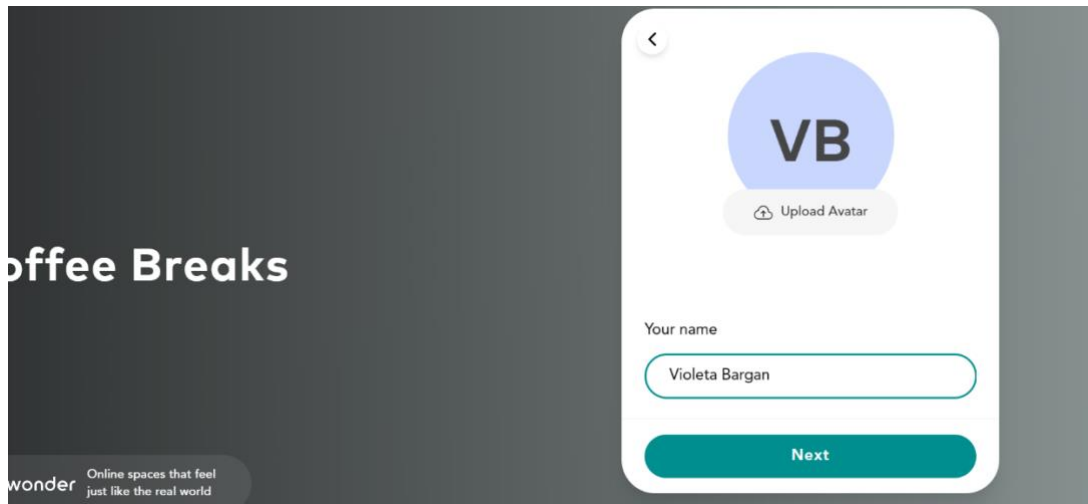


Set camera and microphone and click on next:



You will also be asked to take a picture, or to add one. Once you are logged in the room, you can always change the setting.

Enter your name:



Do not click on “get wonder”, as you will be moved to another tab and will exit from the room.

What if you can't access the room:

- Make sure you have entered/clicked the right URL
- Are you blocked by a Network Administrator or VPN?
- Make sure you have not rejected video or audio access in your browser. Also, make sure your browser had video and audio access to your computer (system preferences of your operating system on macOS or Windows).
- Try to open the room in a different browser and/or supported device (Google Chrome or Microsoft Edge)

What if people can't see or hear you:

- Make sure your camera is not covered by anything.
- Go in the *Settings* and click on: *Video Input Source* or *Audio Input Source* and change the source until it works for you.
- Make sure your browser is allowed to access audio/video/screen-share. Go into the system preferences of your operating system (MacOS or Windows) and allow your browser to access the audio or video of your computer.

If it still doesn't work:

- Remove all external microphone or video devices
- Enter the room through a different browser

What if you can't hear or see others:

- Make sure you move your avatar close to them so that a bubble appears around you. Only if your avatars are close enough, a video chat opens.

If you are inside a bubble but you can't see or hear them, enter the room through a different browser

Here a short tutorial (40 sec) to see how the interactions work:

<https://www.youtube.com/watch?v=gVQS5UGVFww&t=33s>

Each conversation *circle* can hold 15 people. When the *circle* is full, any user who wants to join is informed about the max and not allowed

The tool:

In Wonder, the hierarchy of space is as follows:

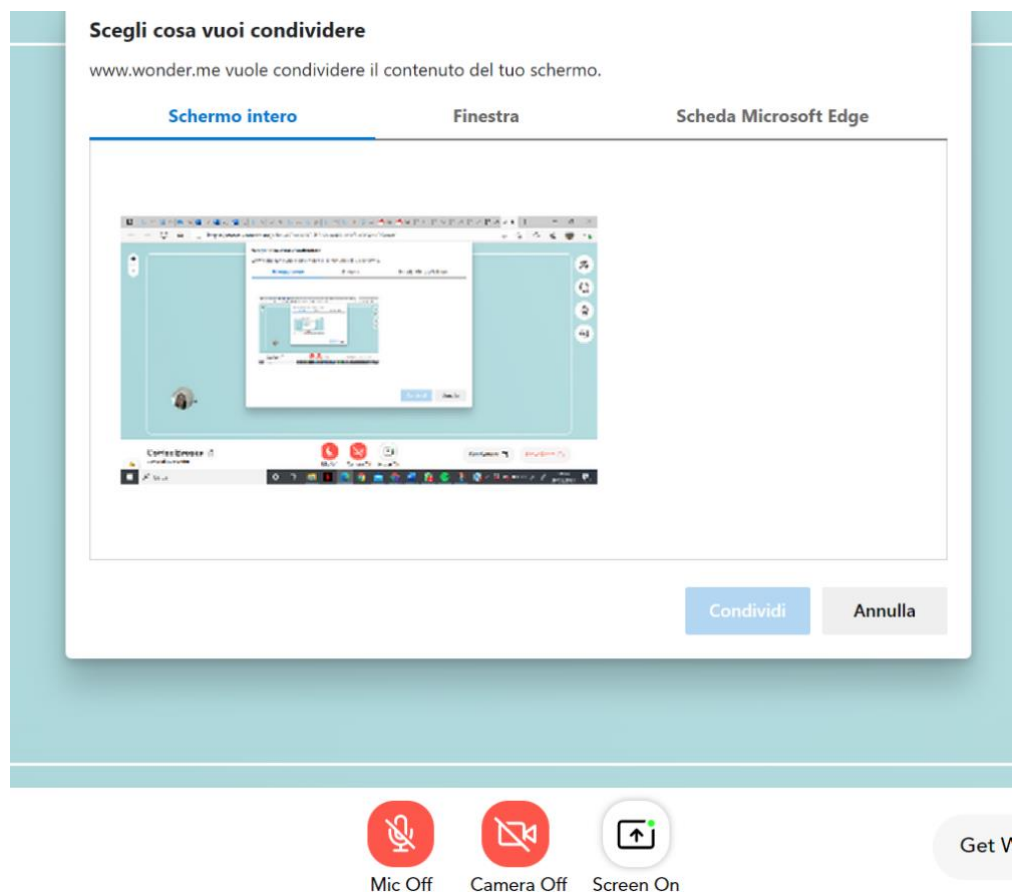
Room → Areas → Circle

A room can have areas, spaces of congregation. They act as a marker within your Wonder room.

To create an Area, click “Areas” in the host settings and add your titles.

Wonder currently supports up to 15 room areas.

To **share screen** it's necessary to click on the third button down:



If you have any problem, contact s.calderoni@unibo.it